

# Gold Series



# Artistry in Craftsmanship

Performance of a lifetime



# Gold standard

Monitor Audio's decades of experience in producing groundbreaking, class-leading loudspeakers has resulted in this, the latest Gold Series. Uncompromised in concept, construction and sound, the new Gold Series has been designed to deliver performance to savour for a lifetime.

Monitor Audio loudspeakers are admired and acclaimed for their peerless combination of aesthetic beauty, flawless construction and exquisite sound. Each of the six models in the new Gold Series has been painstakingly designed and meticulously constructed by a team of dedicated engineers and craftsmen – every audiophile will be transfixed by the results of our desire and passion to produce the best loudspeakers money can buy.

If the best possible sound from a beautiful loudspeaker is your desire, our pedigree is incomparable. The new Gold Series is here.

# Gold overview

Every element of the new Gold Series has been specified to produce a class-leading loudspeaker with unrivalled sound. Each speaker in the range is the result of exacting audio engineering combined with cutting-edge acoustic technology, and each has the sophisticated good looks to complement its thrilling performance.

Monitor Audio has taken technology from its acclaimed flagship range of Platinum II Series loudspeakers and adapted it to make the new Gold Series an immediate class-leader. The high-achieving Platinum II driver has been painstakingly developed and honed to make truly high-end audiophile levels of performance more affordable than ever before.

This remarkable level of audio fidelity is matched by the craftsmanship and engineering excellence of each Gold Series cabinet. From the clean good looks of the front baffle (Monitor Audio's renowned single-bolt construction technology is to thank for this smooth appearance) to the delightfully tactile gold-plated speaker terminals at the back, every Gold Series speaker looks and feels as exquisite as it sounds.

Monitor Audio has brought just as much expertise to bear inside the cabinet as we have to the outside. Absolute rigidity, judicious damping and rigorous attention to the details of cabinet bracing means each speaker's cabinet disappears leaving just the intended radiated sound from the transducers. The Gold Series resists standing sound waves and unwanted resonances like never before.

This combination of world-class engineering and groundbreaking technology has resulted in a six-strong range of loudspeakers superlative in their versatility and performance.

To see, feel and hear Gold Series is to understand our passion, and to enjoy an undiluted audiophile experience.



# Gold features

## 1. Micro Pleated Diaphragm (MPD) High-Frequency Transducer

The Platinum II MPD transducer technology has also been finessed. This high-frequency unit offers smooth, crisp top-end reproduction with attack but without harshness.

## 2. Rigid Diaphragm Technology (RDT II) Mid/Bass Drivers

The Gold Series adopts the unique driver technology of Monitor Audio's extraordinary flagship Platinum II Series. Both the 8" (203 mm) and 6 1/2" (165 mm) mid- and bass drivers are specially developed sandwich cone technology using thin  
 (i) Ceramic-Coated Aluminium Magnesium (C-CAM)  
 (ii) Nomex honeycomb core, and  
 (iii) woven carbon fibre back skin to return incredible stiffness, yet light and well damped for exceptional rigidity and distortion-free fidelity. Add in over-sized magnets and voice coils, and the resulting sound is thrillingly accurate and expansive.

## 3. Supreme Cabinet Design

A loudspeaker cabinet has to blend easily with your interior, and it has to facilitate exceptional sound. The Gold Series cabinets are braced and damped with microscopic accuracy, ensuring ultra-low colouration and the most natural sound possible. All while looking like a high-end piece of furniture.

## 4. Classic and Timeless Appearance

Premium feet with removable spikes for use on both carpet and hard flooring.

## 5. High-quality Terminals

Custom-made, high-quality gold-plated terminals.

## 6. High Quality Crossovers and Pureflow Internal Cabling

High quality crossovers utilising premium grade, bespoke polypropylene film capacitors, air-core and low-loss laminated steel-core inductors – maximum signal transfer and zero distortion.


Pureflow silver-plated OFC copper internal cabling – highest quality transfer through the signal chain.

## 7. Bespoke Magnetic Grilles

Clean visual styling, virtually acoustically transparent.

## 8. HiVe II Ports

Improved transient response and tighter bass, due to smoother air-flow.



# Stand mount speaker



So well realised is the Gold 100, it's the only stand mounting speaker of the series.

## Gold 100

The combination of 6 1/2"/165 mm RDT II mid/bass driver, MPD high-frequency transducer and rear-facing HiVe II port in a compact, elegant cabinet makes this two-way loudspeaker sound far bigger than it is – it's composed, adaptable and capable of greater bass presence than seems feasible. Above all, it's an accurate and informative listen, able to bring the best from its partnering electronics and the music you're listening to. Small, in this instance, is remarkably beautiful.



## STAND

STAND has been created to improve both the visual appearance and audio performance of Monitor Audio's premium speakers. Delivering perfect stability and audio reproduction, the stands offer a striking improvement to any speaker set-up.

Dedicated fixing points are available to bolt and combine STAND with the Gold 100 for best performance returns. The four adjustable feet have chrome plated spikes for carpeted floors and domed rubber feet for hard floors to ensure that the stands are stable in all situations.

With a choice of black or white finish, STAND complements any speaker in any room.



# Floorstanding speakers

A duo of room-filling floorstanders is offered in the Gold Series, catering for all tastes.



## Gold 200

A more compact floorstander, the Gold 200 nevertheless delivers full-scale performance. Its three-way design features two 6<sup>1</sup>/<sub>2</sub>"/165 mm RDT II bass drivers beneath a 2<sup>1</sup>/<sub>2</sub>"/64 mm C-CAM mid-range driver with a MPD high-frequency transducer module, backed up by dual rear-firing HiVE II ports. All but the largest rooms will benefit from Gold 200's remarkably tight and textured bass response, deftly informative mid-range and smooth high-frequency attack. Regardless of volume or your listening position, Gold 200's powers of communication will move you.

## Gold 300

Gold 300 is the pinnacle of the range. Its deceptively large cabinet houses a 2<sup>1</sup>/<sub>2</sub>"/64 mm C-CAM mid-range driver with a MPD high-frequency transducer above and a pair of 8"/203 mm RDT II bass drivers below, in a true three-way arrangement. Also featuring a pair of rear-facing HiVE II ports delivering smooth airflow and ample bass reinforcement, Gold 300 is the ideal speaker for larger rooms. Its punch and dynamism is matched only by its subtlety and fidelity – Gold 300's effortless authority, from a crisp 50 kHz at the top end to an earth-moving 30 Hz at the bottom, make it perfect for any room and all listening requirements.



# Centre Channel and Surround

Crystal-clear speech and vocals from a centre channel bring the cinema home.



## Gold C250

The centre speakers do the majority of the heavy lifting in any home cinema system – but that doesn't mean a centre speaker must look like a heavyweight. Thanks to the compact dimensions of the mid-range/high-frequency module and the drivers either side, Gold C250 is a three-way design without the big footprint you might expect. Its wide dispersion characteristics make it a wide-screen listen, and it's adaptable enough to sit happily between any of the speakers in the Gold Series.





## Gold FX

Nothing enhances your home cinema experience like a dedicated surround sound speaker. A compact, discreet design, yet able to pack in two MPD high-frequency transducers and two 4"/100 mm C-CAM drivers, Gold FX can be wall-mounted and can function in either bi-pole or di-pole modes at the flick of switch. Monitor Audio are masters of the effects speaker, and the Gold FX represents the state of the art.



# Subwoofer

Complete your multi-channel set-up and don't miss a moment of tension and drama.



## Gold W12

All of the rumble and wallop of Hollywood's most action-packed blockbusters is yours from the potent Gold W12 subwoofer, in which a 12"/305 mm long-throw driver is reinforced by a pair of Auxiliary Bass Radiators (ABR) and powered by 600 W of Class D amplification. The power and scale this combination is capable of generating can be felt just as easily as it can be heard, thanks to its prodigious 20 Hz bass extension.

The Gold W12 has a number of fine-tuning options using the top panel controller or by using Monitor Audio's proprietary 'SubConnect' software. And thanks to Monitor Audio's Automatic Position Correction (APC) system, the subwoofer can work at its optimum no matter where it's positioned. This is no blunt instrument – the Gold W12 is capable of delivering all the harmonic detail of a kettle drum to the earth-shattering power of a volcanic explosion.



# Golden age of cinema



Our Gold Series has been designed and developed to give a truly entertaining and enthralling experience, and when the speakers are placed in a home cinema configuration, performance levels are taken to new heights.

Movies will leap into life and the listener will be completely immersed in the extraordinary audio reproduction. The deep rumbles of an action film will be delivered by the muscular Gold W12 subwoofer, whilst the Gold FX

speakers will add sparkle to every musical score. And, most importantly, the Gold Series has been designed to ensure that no detail is lost, and that dialogue can be easily and clearly distinguished from the rest of the soundtrack.

The multi-speaker Gold AV system brings cinema into the home and its absorbing and vibrant surround sound performance will delight every audience.

## FINISHES



Piano Gloss Black



Satin White



Dark Walnut

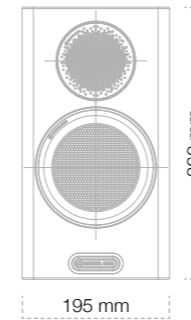


Piano Ebony

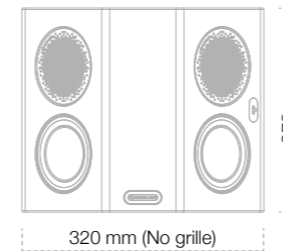
Handcrafted cabinets feature selected, premium quality wood veneers, high-gloss lacquer and Satin White finishes.

### Finishes:

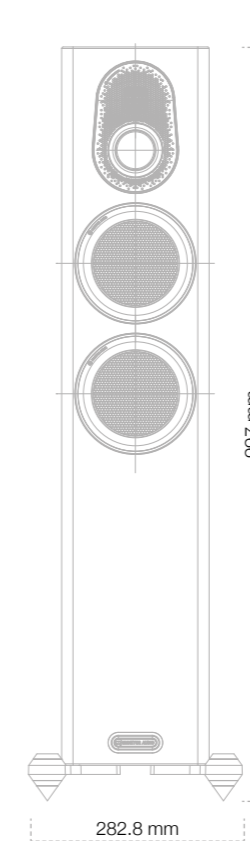
- Piano Gloss Black
- Satin White
- Dark Walnut – Premium quality mirror matched wood veneer
- Piano Ebony – Premium quality mirror matched wood veneer



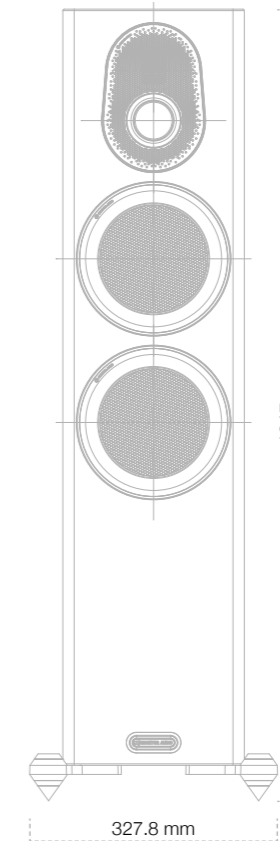
Gold 100



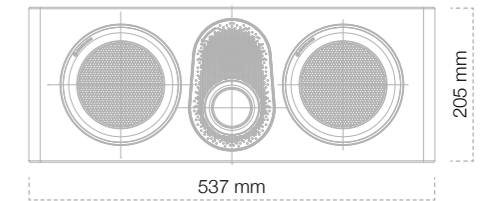
Gold FX



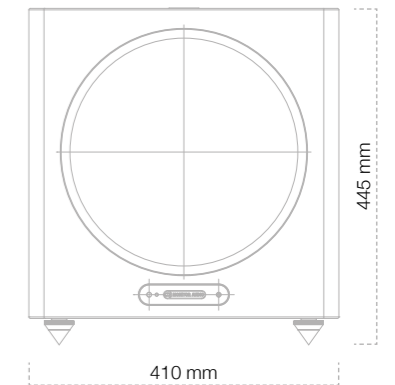
Gold 200



Gold 300

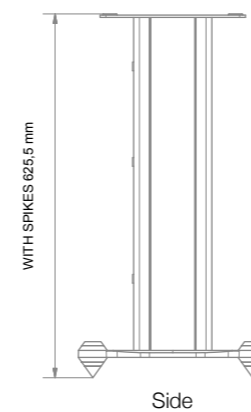


Gold C250



Gold W12

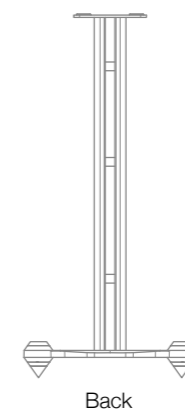
## STAND



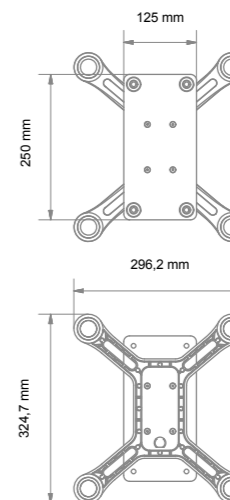
Side



Front



Back



## FINISHES

Black or white





# Specifications

Model	Gold 100	Gold 200	Gold 300	Gold C250	Gold FX
System Format	2-way	3-way	3-way	3-way	2-way
Frequency Response (-6dB)	40 Hz – 50 kHz	35 Hz – 50 kHz	30 Hz – 50 kHz	40 Hz – 50 kHz	60 Hz – 50 kHz
Sensitivity dB (1W@1M)	86 dB	88 dB	90 dB	88 dB	86 dB
Nominal Impedance (Ohms)	4 Ohms	4 Ohms	4 Ohms	4 Ohms	4 Ohms
Minimum Impedance	2.8 Ohms @ 3.4 kHz	3.4 Ohms @ 1 kHz	3.5 Ohms @ 1 kHz	2.8 Ohms @ 3.7 kHz	3.7 Ohms @ 3 kHz
Maximum SPL (dBA)	110 dBA (Pair)	114 dBA (Pair)	117 dBA (Pair)	111 dBA (each)	109 dBA (Pair)
Power Handling (RMS) (watts)	120 W	200 W	250 W	200 W	100 W
Recommended Amplifier Requirements (watts)	60 – 120 W	80 – 200 W	100 – 250 W	80 – 200 W	30 – 100 W
Bass Alignment	Bass Reflex. HiVe II port system	Bass Reflex Dual HiVe II port system	Bass Reflex Dual HiVe II port system	Sealed cabinet	Sealed cabinet
Crossover Frequency	2.5 kHz	L.F/ M.F: 650 Hz M.F/ H.F: 3.5 kHz	L.F/ M.F: 650 Hz M.F/ H.F: 3 kHz	L.F/ M.F: 1.2 kHz M.F/ H.F: 4 kHz	2.5 kHz
Drive Unit Complement	1 x 6 <sup>1/2</sup> " RDT II long-throw mid/bass driver 1 x MPD high-frequency transducer	2 x 6 <sup>1/2</sup> " RDT II long-throw bass drivers 1 x 2 <sup>1/2</sup> " C-CAM mid-range driver 1 x MPD high-frequency transducer	2 x 8" RDT II long-throw bass drivers 1 x 2 <sup>1/2</sup> " C-CAM mid-range driver 1 x MPD high-frequency transducer	2 x 6 <sup>1/2</sup> " RDT II long-throw bass drivers 1 x 2 <sup>1/2</sup> " C-CAM mid-range driver 1 x MPD high-frequency transducer	2 x 4" C-CAM bass/mid drivers 2 x MPD high-frequency transducers
External Dimensions (Including Grille and Terminals (H x W x D))	360 x 195 x 330.6 mm 14 <sup>3/16</sup> x 7 <sup>11/16</sup> x 13"	950 x 195 x 330.6 mm 37 <sup>3/8</sup> x 7 <sup>11/16</sup> x 13"	1000 x 240 x 360.6 mm 39 <sup>3/8</sup> x 9 <sup>7/16</sup> x 14 <sup>3/16</sup> "	205 x 537 x 330.6 mm 8 <sup>1/16</sup> x 21 <sup>1/8</sup> x 13"	270 x 341.8 x 160 mm 10 <sup>5/8</sup> x 13 <sup>7/16</sup> x 6 <sup>5/16</sup> "
External Dimensions (Including Outrigger Feet and Spikes (H x W x D))	N/A	997 x 282.8 x 387.8 mm 39 <sup>1/4</sup> x 11 <sup>1/8</sup> x 15 <sup>1/4</sup> "	1047 x 327.8 x 417.8 mm 41 <sup>1/4</sup> x 12 <sup>7/8</sup> x 16 <sup>7/16</sup> "	N/A	N/A
Weight (each)	9.12 kg 20 lb 2 oz	21.86 kg 48 lb 2 oz	30.56 kg 67 lb 4 oz	14.48 kg 31 lb 14 oz	6.2 kg 13 lb 10 oz
Finishes	Satin White, Dark Walnut, Piano Ebony, Piano Gloss Black				

Model	STAND (For use with Gold 100)
External Dimensions (H x W x D)	605.5 x 296.2 x 324.7 mm 23 <sup>13/16</sup> x 11 <sup>11/16</sup> x 12 <sup>13/16</sup> "
External Dimensions (Including Spikes (H x W x D))	625.5 x 296.2 x 324.7 mm 24 <sup>5/8</sup> x 11 <sup>11/16</sup> x 12 <sup>13/16</sup> "
Finishes	Black, White

E&OE All colours approximate.

For more information email [info@monitoraudio.com](mailto:info@monitoraudio.com)

Additional technical details on the Gold Series are available at [monitoraudio.com](http://monitoraudio.com)

Model	Gold W12 Subwoofer
System Format	Long-throw 12" driver featuring 'dished' C-CAM cone. Dual 200 mm ABR (auxiliary bass radiator). Front baffle 36 mm, cabinet 25 mm MDF construction with internal bracing and sealed amplifier compartment
Lower Frequency Limit	-3 dB @ 25 Hz / -10 dB @ 20 Hz (Free Field). Music preset (Default): -3 dB @ 19 Hz / -10 dB @ 16 Hz (In Room). Assignable low frequency limit protection filter: -3 dB @ 12 Hz
Upper Frequency Limit	-3 dB @ 150 Hz
Drive Unit Complement	1 x 12" C-CAM subwoofer driver featuring triple suspension and 3" long throw voice coil
Linear Driver Excursion	19 mm Peak to Peak, Total displacement 1.6 litres
Amplifier Output (watts)	600 W
Amplifier Classification	Class D with high current switch mode power supply (SMPSU)
DSP	50 MIPS DSP Core giving 512 instructions per sample, 138 dB of dynamic range and 56-bit double precision processing, dynamically updated by an up to 50 MHz MCU
Digital Conversion	24 bit/48 kHz ADC's & DAC's built into ADAU1701 DSP Core
LED UI Control Panel	Adjustable brightness 0% – 100%, configurable auto off feature. Quick access to menu items: Trim and Mute, LPF, Phase, Preset Select
Global Settings (via SubConnect)	Display Brightness (0 – 100%), Dim (to 10% or to Off), Default Preset, Mute Link Outputs, 12 V Trigger Assignment (Power On / Off or Preset select), Input gain (Master -80 to +20 dB, Trim -11 to +11 dB, Mute), Phase (0 – 360° in 15-degree steps), Night Mode Threshold (0 dB to -36 dB), Auto On / Off (Enable Signal Sense, Always On, Time to off 5 – 240 mins)
User Presets (via SubConnect)	4 fully configurable user Presets including, Preset Name, LPF Frequency (5 Hz Steps from 20 – 135 Hz), LPF Slope Order (-12 or -24 dB/Oct), Input (Stereo, LFE or Both), Trim Offset (-6 to +6 dB), EQ mode (Impact, Music, Movie or Default), User EQ (6 adjustable filters applied on top of EQ mode), Room EQ (On / Off), Night Mode (On / Off)
User Equalisation (via SubConnect)	6 fully controllable EQ filters and 4 default filters with gain offset per preset, Default settings: Flat / Music / Movie / Impact
Room Correction EQ	6 System controlled parametric EQ filters set using advanced detection algorithm. Measurement can be initiated from the control panel or the SubConnect with up to microphone 6 positions (default 2)
Night Mode	Night mode, assignable (On or Off) per Preset with global threshold (0 dB to -36 dB). Introduces dynamic range reduction lowering the level of loud sections
Phase Control	0 – 360 degrees Increments of 15 degrees with a pure invert at 180 degrees
Low Pass Filter Alignment	2nd or 4th order (12 or 24 dB/Octave), Increments of 5 Hz from 35 Hz to 135 Hz
Auto Sensing Input Requirements	Line Level >1mV on unbalanced and balanced inputs. Auto Standby feature, adjustable between 5 – 240 minutes in increments of 5 minutes
Digital Volume Level	-11 to +11 dB in 1 dB increments, via the control panel. -80 to +20 in 1 dB increments, via SubConnect application
IR Remote Control Code	Supplied IR remote. Front facing IR receiver with red LED indication
SubConnect (PC Application)	Windows (7 onwards) (32/64 bit) compatible setup application available from the Monitor Audio website. Allows the user to control advanced subwoofer setup features. Settings can be saved while not connected to the subwoofer for off-site setup
Audio Input/Outputs	LFE balanced input (XLR), LFE unbalanced input (RCA), stereo unbalanced inputs (RCA) LFE balanced output (XLR), LFE unbalanced output (RCA), stereo unbalanced outputs (link RCA)
Connection	12 V Trigger in (3.5 mm mono mini-jack, 6 V threshold), assignable to On/Off or Pre-set change, 3.5 mm Microphone input jack (mic supplied), RJ45 connector supporting RS232 (EIA/TIA - 561, Tx Pin 6, Rx Pin 5, Gnd Pin 4), IR repeater – Output (3.5 mm mono mini-jack), USB – Type B, for connecting to SubConnect PC application and Firmware update
Electrical Certifications	CE / CB/ ETL / FCC / CCC/ ErP (Energy saving compliant)
Mains Input Voltage	100 – 120 Vac ~60 Hz / 220 – 240 Vac ~50/60 Hz (Manually selected)
Power Consumption	Maximum 600 W, Standby <0.5 W (ErP compliance)
Fuse Type	20 mm T8AL 250 VAC
Weight (Unpacked)	26.98 kg / 59 lb 8.3 oz
External Dimensions (Including Amp, Drivers & Terminals (H x W x D))	413 x 410 x 433.5 mm 16 <sup>1/4</sup> x 16 <sup>1/8</sup> x 17 <sup>1/16</sup> "
External Dimensions (Including Amp, Drivers, Terminals & Feet (H x W x D))	445 x 410 x 433.5 mm 17 <sup>1/2</sup> x 16 <sup>1/8</sup> x 17 <sup>1/16</sup> "
Finishes	Satin White, Dark Walnut, Piano Ebony, Piano Gloss Black



**Monitor Audio Ltd**  
24 Brook Road, Rayleigh,  
Essex, SS6 7XJ, England  
T. + 44 (0)1268 740580  
F. + 44 (0)1268 740589  
E. [info@monitoraudio.com](mailto:info@monitoraudio.com)  
[monitoraudio.com](http://monitoraudio.com)

