

www.fishman.com

FISHMAN[®]

**USER GUIDE
POWERBRIDGE[®]**

Welcome

Thank you for making Fishman a part of your acoustic experience. We are proud to offer the finest acoustic amplification products available; high-quality professional-grade tools which empower you to sound your very best.

Powerbridge products can be configured with a variety of options, including active solutions which feature the Fishman Powerchip®. Work with your installer to determine the solution that best suits your performance needs.

Troubleshooting

If you are unfamiliar with these products, please pay close attention to the requirements for installation. Failure to do so can result in permanent damage to the pickup or your instrument.

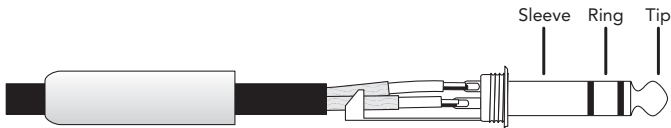
Installation by a qualified professional is strongly recommended.

Should you have any problems, please check with your installer or refer to the online installation guide for this product. Technical support, troubleshooting tips and installation information can be found at <http://www.fishman.com/support/>

Stereo Operation

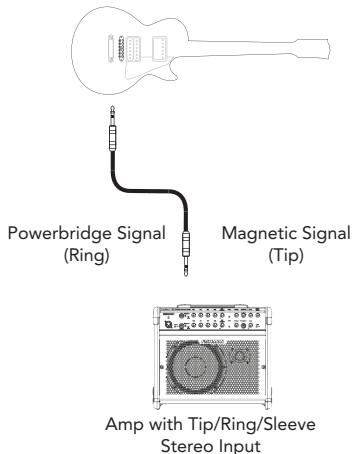
Stereo Jack • A 1/4" stereo output jack is provided with your Powerbridge pickup. With it, the piezo and magnetic pickup signals will be sent to separate amplifiers. In active (Powerchip) or passive installations, stereo function will remain the same. The magnetic pickups are wired to **tip**, and the Powerbridge pickup is wired to **ring**.

Cables • For best results, use a "2-pair" premium stereo or stereo "Y" cable (available through your Fishman dealer) with separate shielding for both the Powerbridge and magnetic signals.

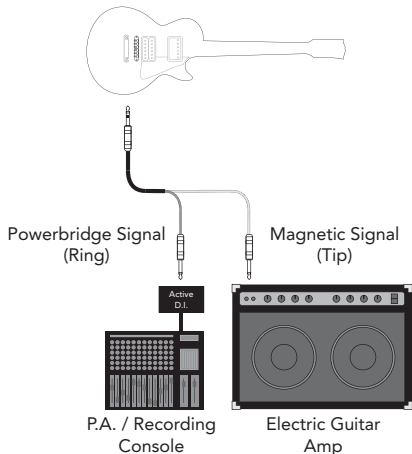


Stereo Operation (Examples)

Stereo Cable Signal Path



Stereo "Y" Cable Signal Path



Mono Operation

Passive Installation • Using a standard mono instrument cable, without a Powerchip installed, you will only hear the guitar's magnetic pickups. To hear the Powerbridge with passive installation, you must use a stereo signal path as shown on page 5.

Active Installation • With the Powerchip installed (active installation), a blended output of the magnetic and Powerbridge signals can be achieved using a standard mono instrument cable.

FISHMAN

www.fishman.com