

# BC-SERIES

## Indoor Speakers

## User Manual



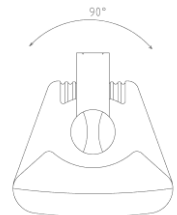
|     |                       |              |         |
|-----|-----------------------|--------------|---------|
| BC3 | 75mm (3"), 60Wmax     | White - pair | 100.898 |
|     |                       | Black - pair | 100.899 |
| BC4 | 100mm (4"), 70Wmax    | White - pair | 100.901 |
|     |                       | Black - pair | 100.902 |
| BC5 | 130mm (5.25"), 90Wmax | White - pair | 100.904 |
|     |                       | Black - pair | 100.905 |
| BC6 | 165mm (6.5"), 120Wmax | White - pair | 100.907 |
|     |                       | Black - pair | 100.908 |
| BC8 | 200mm (8"), 180Wmax   | White - pair | 100.910 |
|     |                       | Black - pair | 100.911 |

### Introduction

Thank you for choosing the BC-series indoor speakers. These speakers have been designed to offer high quality sound for low impedance installations. Please read and follow the instructions in this manual to achieve the best results and avoid damage through misuse.

### Installation

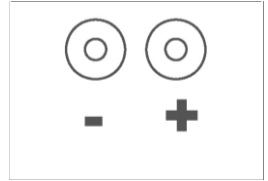
The BC-series speakers are each supplied with a wall-mounting bracket which allows 90° lateral adjustment. When fixing to a wall or ceiling, use the bracket to mark out the fixing points and use appropriate fixings for the substrate that the speaker will be attached to, ensuring that the fixing is strong enough to bear the weight.



Once the bracket is fitted, support the speaker in position and attach top and bottom using the supplied screw caps and adjust to the required angle. Further mounting points are available at the rear of the speaker, should it be preferred to use different mounting methods (e.g. 129.130 – 129.124UK)

## Connection

BC-series speakers are connected via 2 spring terminals at the rear of the enclosure. With the amplifier switched off, strip the speaker wire ends and connect the "+" wire to the red terminal and connect the "-" wire to the black terminal.



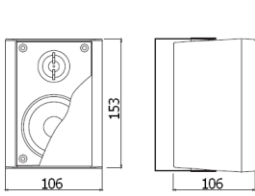
When connecting to the amplifier, refer to the amplifier manufacturer's manual to ensure that total speaker impedance ( $\Omega$ ) on any channel is not less than that recommended for the amplifier. It is also imperative that the amplifier does not deliver more power than can be handled by the BC speaker. Refer to the amplifier manual and specifications below to calculate this. Normally, it is recommended that the amplifier is capable of the RMS power rating of the speaker but cannot ever exceed the Max power rating.

## Specifications

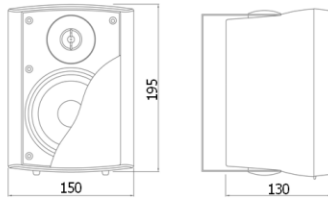
| Model                  | BC3                   | BC4                    | BC5                       | BC6                      | BC8                      |
|------------------------|-----------------------|------------------------|---------------------------|--------------------------|--------------------------|
| Woofer                 | 75mm $\emptyset$ (3") | 100mm $\emptyset$ (4") | 130mm $\emptyset$ (5.25") | 165mm $\emptyset$ (6.5") | 165mm $\emptyset$ (6.5") |
| Tweeter                | 25mm $\emptyset$ (1") | 25mm $\emptyset$ (1")  | 25mm $\emptyset$ (1")     | 25mm $\emptyset$ (1")    | 25mm $\emptyset$ (1")    |
| Freq response          | 120Hz - 20kHz         | 110Hz - 20kHz          | 100Hz - 20kHz             | 80Hz - 20kHz             | 50Hz - 20kHz             |
| Power max : 8 $\Omega$ | 60W                   | 70W                    | 90W                       | 120W                     | 180W                     |
| Power rms : 8 $\Omega$ | 30W                   | 35W                    | 45W                       | 60W                      | 90W                      |
| Dimensions (mm)        | 106 x 153 x 106       | 150 x 195 x 150        | 180 x 240 x 180           | 220 x 280 x 220          | 280 x 375 x 260          |
| Weight                 | 840g                  | 1.25kg                 | 2.00kg                    | 2.50kg                   | 5.26kg                   |
| SPL @ 1W/1m            | 88dB                  | 88dB                   | 88dB                      | 89dB                     | 89dB                     |

## Caution

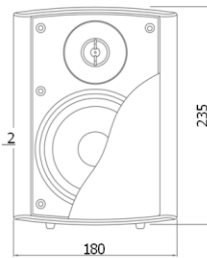
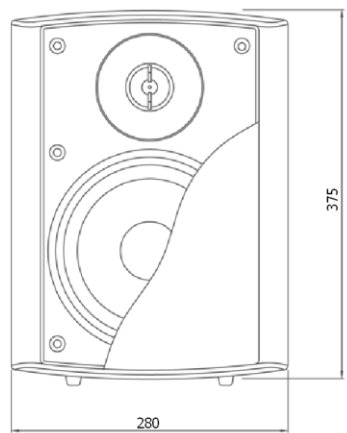
The BC-series speakers are intended for indoor use. Avoid moist or dusty environments.  
 Avoid excess heat and exposure to direct sunlight.  
 Take care not to overload speakers. HF drivers are especially prone to damage through overload.



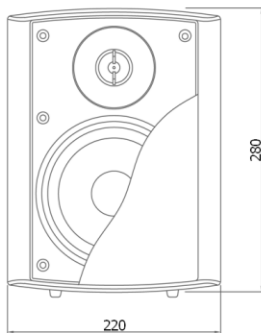

BC3




BC4




BC5



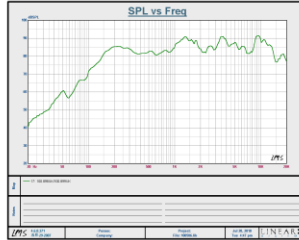
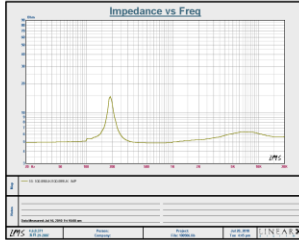
BC6



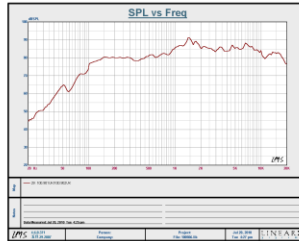
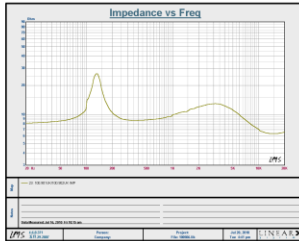
BC8



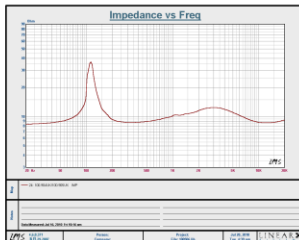
BC3



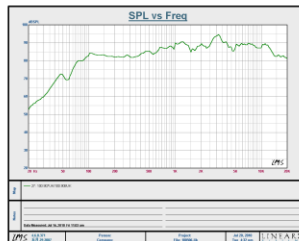
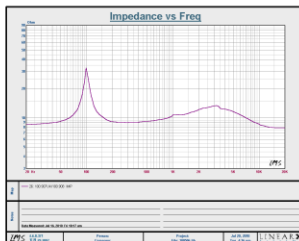
BC4



BC5



BC6



BC8

