

Plexi-Drive™ Deluxe

WAMPLER PEDALS

Plexi-Drive Deluxe - The ultimate Plexi tones through your rig...



The **Plexi-Drive Deluxe**, is a direct descendent of the Plexi-Drive Standard but with a few upgraded features. Like the original, the **Plexi-Drive Deluxe**'s unique gain structure can cover everything from Vintage '68 style Plexi tones to the all out massive rock tones of a JTM-45®.

With the addition of an all-new active 3 band Bass/Mids/Treble EQ stack – you can now have even more tonal control. With the bass boost option, you can emulate the feeling of the low-end thump of a 4x12" cabinet (or two) at the flick of a switch. The bass boost will allow you to dial in your low end at lower volume gigs or at bedroom volume levels. Along with the bass switch, we added a bright switch to add highs – which makes changing from bright to dark guitars a breeze. The **Plexi-Drive Deluxe** also features a one knob, pre-gain boost that is voiced like that "famous overdrive with pronounced mids" – to help push your leads in to overdrive.

The **Plexi-Drive Deluxe** will fill your Marshall® void and give you the crunch, response, boost, and feeling that your rig begs for. Whether you are playing sold out shows or rocking out by yourself – the **Plexi-Drive Deluxe** will take your tone and allow you to create your own flavor of rock!

To get the most out of your new pedal, you'll want to become very familiar with the controls. The **Plexi-Drive Deluxe** has a straightforward control scheme, and doesn't take a great deal of time to understand, but there are some subtleties to how it works its magic that should be explained. There is a volume (level), main gain (post gain), 3 band EQ and boost (pre gain) - with the two switches (bass boost and bright boost) you can get almost any Marshall® tone through your rig!

It is worth spending a little time playing with how the EQ reacts to differing gain levels as well as what effect the switches have... It's all good fun!

Volume: This control adjusts the output level of the **Plexi-Drive Deluxe**.

Bass: Adjusts the amount of bass applied to the effected signal. If you are using a Stratocaster® style, single coil guitar rather than a humbucker loaded instrument, you may find you need more bass to "fatten" up the tone. When in the fully counterclockwise position, the tone will be much thinner and brighter and when fully clockwise it will be fuller, darker and heavier around the low end.

Mids: Adjusts the total amount of midrange that is applied to the effected signal. You have more control over how much or how little you choose to dial in.

Treble: Works in the same way as the bass and mids knob, but controls the amount of treble on the effected signal. Again, fully counterclockwise the treble is reduced considerably and clockwise brings it forward.

Bass Boost Switch: This switch offers an added level of control over the lower frequencies of the pedal by allowing you to kick in a nice low end “thump”. Great for fattening up single coils, making small cabinets sound big, or getting the most from the higher tone knob setting.

Bright Boost Switch: Opposite of the bass boost switch is the bright boost switch. This switch will allow you to add higher frequencies “brighten up” otherwise seemingly dark pickups or amps.

Post gain knob: this knob saturates the circuit with a lovely warm overdrive designed to give you those famous powerfull tones that you love.

Pre gain knob: this knob will allow you to dial in that famous “mid-range” overdrive boost to hit the front end of the main gain channel. (Note – 3 band EQ will not effect the boost channel)

Post Gain switch: This bypass switch is used to engage the main Plexi-drive gain stage of the pedal. We use a true-bypass relay because it utilizes a quieter and smoother switch that is more reliable than traditional bypass switches. Your original tone/signal will remain unaffected when the pedal is not engaged.

Pre gain switch: This bypass switch will allow you to engage that famous “mid-range” overdrive boost to hit the front end of the main gain channel. We use a true-bypass relay because it utilizes a quieter and smoother switch that is more reliable than traditional bypass switches. Your original tone/signal will remain unaffected when the pedal is not engaged.

WARNING:

Inside this pedal are three gold colored trim pots. These are set at time of production to bias the jfet gain stages . If you move these there is every chance your pedal will sound absolutely awful!

Power Requirements

The pedal can be powered by a 9V battery. The battery terminal is located inside the pedal. If using a power supply, power needed for the pedal is 9V DC, regulated, center pin negative, as supplied by most standard Boss™/Ibanez™/Etc. supplies. The pedal can be safely powered with a multi-supply, like the Visual Sound 1SPOT™. The pedal was designed explicitly around the usage of a 9V DC power source, and is intended to sound its best at 9V. To avoid damage to the pedal, do not exceed 18V DC, do not use center pin positive adapters, and do not use AC power. Using an incorrect power adapter can lead to damage and will void the warranty on the pedal. This pedal draws 22mA.

Please note: If you are using a battery, it will drain when the input cord is plugged in.

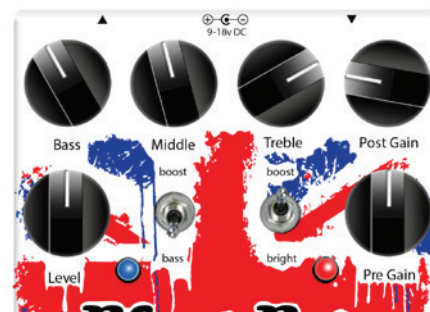
Return and Warranty Policy

For direct sales, there is a 14-day “no questions asked” period where you may return the pedal for any reason, provided that it is in its original condition. Please retain all packaging within this period in case you decide to return it! We only require that you pay shipping back. The 14 days start when you receive the pedal. **This does not apply to dealer or retailer sales – see their individual return policies for specific information.**

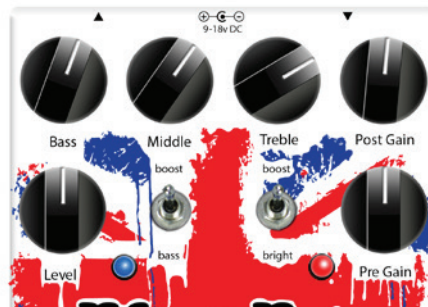
All Wampler Pedals, Inc. pedals carry a 5-year, fully transferable warranty that covers defects due to parts and labor. The warranty begins at the point of purchase. Please remember to register your pedal as soon as possible after purchase at the following web page to ensure quicker service if you should ever need to make a warranty claim: www.wamplerpedals.com/warranty_registration

For warranty repairs or questions, please feel free to contact us at www.wamplerpedals.com/contact_us.html

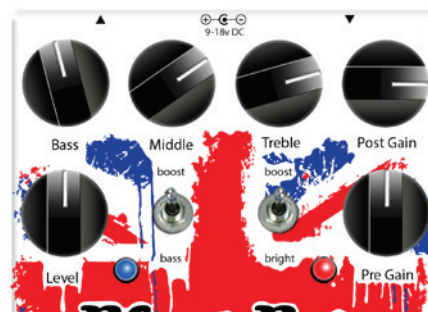
Suggested Settings (volume to suit)




Hey Joe...
Cleanish, bitey and unpredictable. The harder you play, the more it bites back...



Hard to Handle?
Pretty little thing let me light your candle now, 'cause mamma this tone is hard to handle...



For those about to rock...
This tone should be attempted if when you close your eyes, you have 100,000 people shouting “Angus!” at you...



Modern Country
This might just be the most Urban tone of them all...

Any trademarks attributed that are not owned by Wampler Pedals, Inc. are for demonstrative purposes only, and are property of their respective owners